




# Your Free Camping Guide is Here!


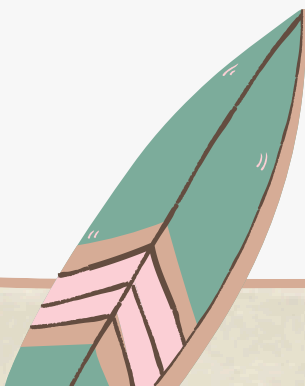
## CAMPING

- ITEMS TO PACK
- TOP PLACES TO VISIT
- CAMPING TIPS





# Oregon Coast Camping





# Oregon Coast Camping

## Packing Checklist

Date: \_\_\_\_\_ Destination: Oregon Coast

### BASICS

- Water Bottle
- Beach Towel
- Sunglasses
- Credit Card and Cash
- Wallet
- Drivers License
- Medicine or Vitamins
- Hair Elastics
- Bug Spray

### CLOTHES

- Extra Pair of Clothes
- Multiple Layers
- Sandals
- Pants/Jeans
- T-shirt/Flannel Shirt
- Heavy Coat
- Rain Jacket
- Extra Underwear
- Warm Socks
- Warm Pajamas
- Sweatshirt
- Hiking Shoes

### CAMPING EQUIPMENT

- Tent
- Ground Tarp
- Pillows
- Sleeping Pad
- Air Pump
- Camping Table
- Camping Chairs
- Cooler
- Water Jug
- Hand Towel
- Flashlight
- Lantern
- Hammer/Mallet
- Hatchet
- Citronella Candle
- Tent Broom & Dust Pan
- First Aid Kit
- Extension Cord

### ELECTRONICS

- Headphones
- Charger
- Camera
- Phone
- Memory Card
- Accessory Kit

### CAMPING EQUIPMENT

- Firewood
- Charcoal
- Matches
- Fire Starters
- Lighter Fluid
- BBQ Kit/ Grilling Utensils
- Hot Dog Sticks
- Hand Sanitizer
- Aluminum Foil
- Paper Towels
- Toilet Paper
- Utensils
- Trash Bags/ Can
- Ziplock Bags
- Duct Tape
- Blankets
- Sleeping Bag



## NOTES:

---



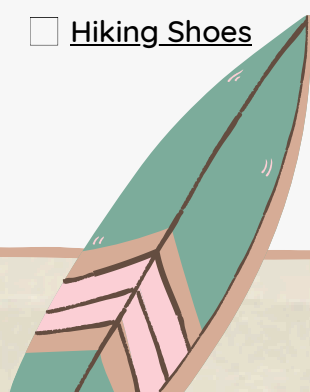
---




---



---





# Top Places to Camp

## Top Destinations

Date: \_\_\_\_\_ Destination: Oregon Coast

### NORTH COAST



- Fort Stevens State Park
- Sunset Lake
- Sea Ranch
- Nehalem Bay State Park Campground
- KOA Resort
- Paradise Cove Resort
- Kellys Brighton Marina
- Wright's For Camping
- Barview Jetty County Campground

### CENTRAL COAST

- KOA Journey
- South Beach State Park
- Whalers Rest
- Tillicum Beach Campground
- Cape Perpetua Campground
- Beverly Beach State Park
- Beachside State Recreation Site

### SOUTH COAST

- Rock Creek Campground
- Harbor Vista County Campground
- Jessie M. Honeyman Memorial State Park
- Driftwood II Campground
- Waxmyrtle Campground





# Camping Tips

By Land, Sea, and Air

Date: \_\_\_\_\_ Destination: Oregon Coast

## CAMPING

1. Pack layers: The weather on the Oregon Coast can be unpredictable, so be sure to bring plenty of layers for warmth and protection from the elements.
  2. Bring a waterproof tent: If you're camping on the Oregon Coast, you'll want to make sure your tent is waterproof so you can stay dry in the event of rain.
  3. Make a fire: Make sure you check the local fire regulations before you make a fire, but it's a great way to stay warm and cook your food.
  4. Bring a first-aid kit: It's always a good idea to have a first-aid kit handy, especially if you're camping in a remote area.
  5. Bring a flashlight: Make sure you bring a flashlight in case you need to move around in the dark.
  6. Pack plenty of food: Make sure you bring enough food for your trip, as food can be hard to come by in some areas.
  7. Respect wildlife: Remember to respect the wildlife of the Oregon Coast and be sure to keep a respectful distance.
  8. Be prepared for tides: Make sure you're aware of the tide levels and be prepared to adjust your plans accordingly.
  9. Bring water: Don't forget to bring plenty of water, as it can be hard to come by in some places.
  10. Enjoy the view: Don't forget to take in the stunning views of the Oregon Coast while you're camping.
- 